

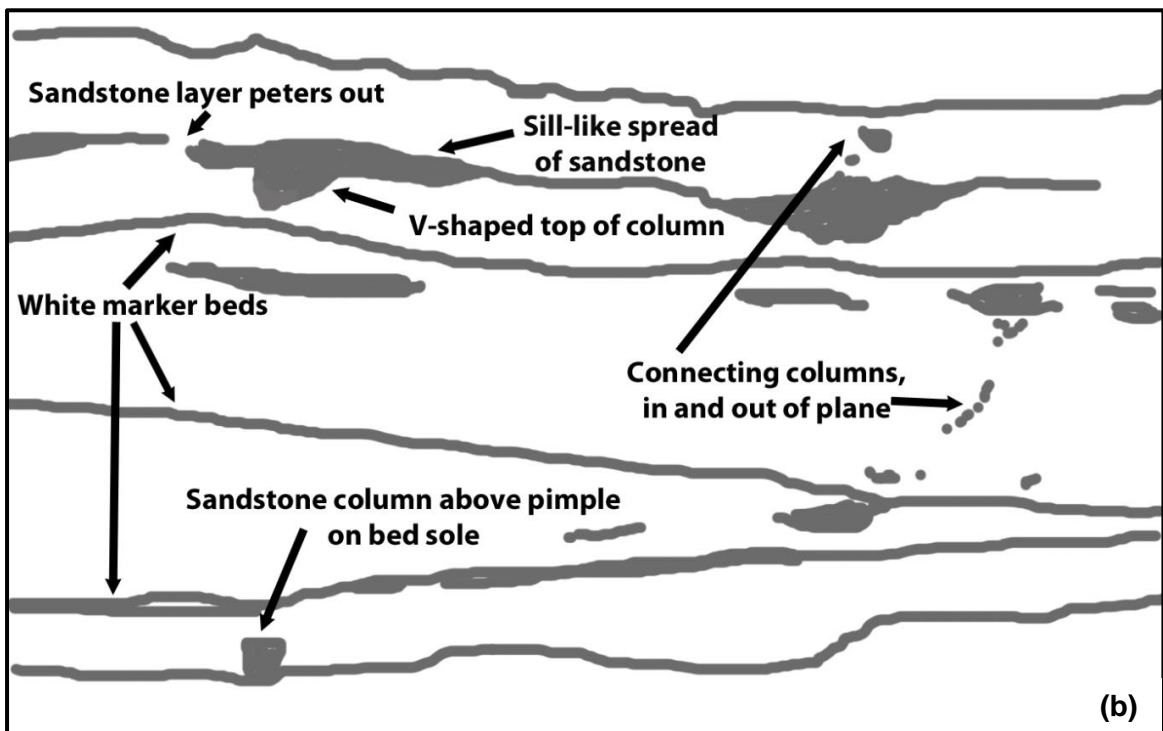



SUPPLEMENTARY MATERIAL: Supplementary Figs 1-3
Menon et al., Dynamic Influence of Microbial Mats





Supplementary Fig. 2. Small sand volcano and associated features. (a) Complex crater on top surface with preserved feeder column visible in cross-section (b). Scale bars: 1 mm.



Supplementary Fig. 3. (a) Portion of polished vertical cross-section from upper Burway Formation at Ashes Hollow, showing various features interpreted here as part of a regime of fluid escape at millimetre and sub-millimetre scales. Scale bar: 1 mm; (b) annotated diagram highlighting features seen in (a) above. Sandstone columns take paths that wander in and out of the plane of section.